

無線設定 — 簡易無線連接 (iOS)

WiFi Setup - Easy Wireless Connect (iOS)

1. 在智慧型手機或平板電腦安裝 **Canon PRINT Inkjet/SELPHY**

Install **Canon PRINT Inkjet/SELPHY** on smartphone or table

iOS: <https://apps.apple.com/hk/app/canon-print-inkjet-selphy/id664425773>

2. 按以下網址並選擇支援的打印機型號，然後開啟簡易無線連接模式

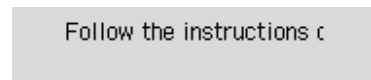
<https://ij.manual.canon/ij/webmanual/WebPortal/PTL/ptl-model.html?lng=tc&type=app5&area=hk>

Please click the link below, and then choose the supported printer model to enable the Cableless setup mode

<https://ij.manual.canon/ij/webmanual/WebPortal/PTL/ptl-model.html?lng=en&type=app5&area=hk>

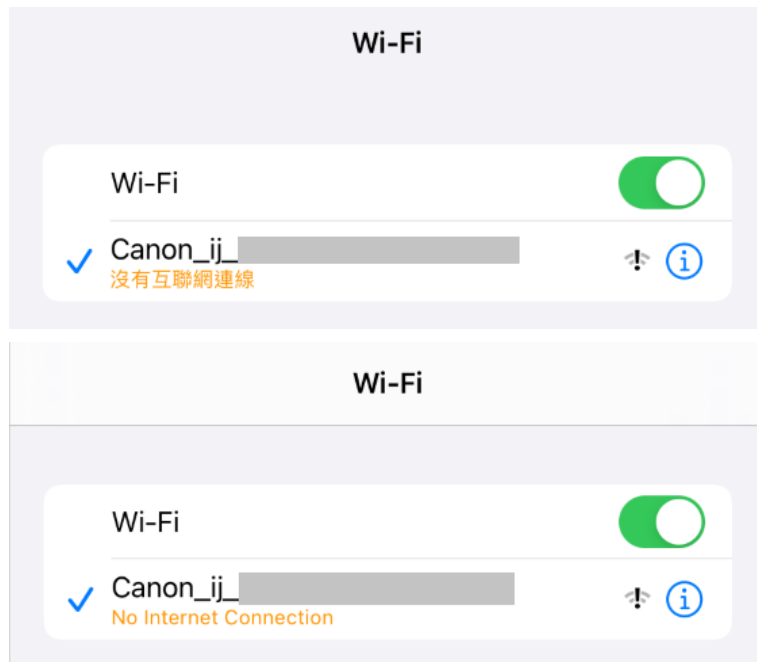
3. 印表機準備工作完成時，顯示以下螢幕

When the printer preparation is complete, the screen below appears



4. 從裝置上的 Wi-Fi 設定中選擇印表機的網路名稱(以「Canon_ij_」開頭的 SSID)

Select the printer's network name start with (Canon_ij_) from the Wi-Fi settings on your smart device



5. 執行 Canon PRINT Inkjet / SELPHY

Run the Canon PRINT Inkjet / SELPHY



6. 閱讀後按“同意”或“不同意”繼續

Read the information, then tap “Agree” or “Do not agree” to continue

上午 11:47 11月23日 週二 41%

有關 Canon 產品相關服務的使用

為了提供與印表機相關的服務、使產品與服務的開發和銷售更好地滿足用戶的需求、分析並改善廣告效果以及向您發佈更適合的廣告，Canon 需要獲取與您的 Canon 產品相關的以下資訊。然後透過網際網路傳送至 Canon (如果在中國使用 Canon 產品，傳送至法定研究機構)。

與印表機/掃描器/資訊裝置相關的資訊

- 印表機 ID 號碼、安裝日期和時間、國家/地區設定等基本資訊
- 已安裝的墨水類型、墨水使用資訊、已列印的頁數、掃描頻率和維護資訊等使用歷史記錄
- 紙張使用資訊、列印環境/條件、掃描作業設定和問卷結果
- 型號名稱、作業系統版本、語言和顯示設定資訊等基本裝置資訊
- 裝置驅動程式和應用程式軟體的版本資訊和使用歷史記錄

* 根據所用型號和/或應用程式軟體的不同，可能不會傳送上述某些資訊。

* Canon 可能會根據上述資訊，向您傳送推送通知。如果您不希望收到 Canon 傳出的推送通知，請在此應用程式的設定中關閉推送通知功能。

* 中國境內的使用除外，本軟體會使用 Cookie、關於「客層和興趣」(Google Analytics 的其中一個功能)的標準報告以及 Leanplum, Inc. 的 Mobile Analytics。Canon 會將上述部分資訊分享给執行 Google Analytics 的 Google Inc. 伺服器，以及/或執行 Mobile Analytics 和 Leanplum, Inc. 伺服器，並將此類資訊與其他資訊搭配使用。Leanplum, Inc. 將此類分享的資訊變成無法識別個人身分的彙總統計形式後，才會使用。

上述資訊可能會在您居住地以外的國家/地區進行處理(包括居住在歐洲經濟區)，而這類國家/地區對個人資料的法律權利保護標準可能低於您當地的法律權利保護標準。如果我們將上述資訊傳輸至法律保護標準較低的國家/地區，我們確保上述資訊從歐洲經濟區傳輸至其他國家/地區時，您的隱私權受到適當保護措施的充分保護。

Google Inc. 的隱私政策列於以下位置：http://rs.cigsws.net/rd.cgi?FNC=CPIS_PP&CHA=GA&OSV=115.0

* 傳送的資訊可能會傳遞給 Canon 的關係企業。

* 網際網路連接費用由各用戶負擔。

如果您的 Canon 產品為共同使用，共用產品中記錄的上述資訊將會被傳送。如果您同意，請將該事實傳達給與之共用產品的使用者並預先獲得其同意。

如果您同意，請選擇 [同意]。否則，請選擇 [不同意]。

Canon Inc. Canon PRINT Inkjet/SELPHY APP 團隊
與我們連絡: information-collect-ij@mail.canon

不同意 同意

10:56 AM Tue 23 Nov 46%

For using services related to Canon product

To provide services related to printer, to develop and market products and services that better meet customer needs, to analyze and improve efficiency of advertisement, and to distribute optimized ads to you, Canon requests that information such as that below, related to your Canon product, be sent to Canon (if you are using your Canon product in China, to the legally approved research company) through the Internet.

Information related to printer/scanner/information devices

- Basic information such as the printer ID number, installation date and time, country settings, etc.
- Usage history such as the type of ink installed, ink usage information, the number of sheets printed, scanning frequency, and maintenance information, etc.
- Paper use information, printing environment/conditions, scan job setting, and questionnaire results
- Basic device information such as the model name, OS version, language, and display setting information, etc.
- Version information and usage history of device driver and application software

* Some of the above information may not be sent depending on your model and/or application software.

* Canon may send you push notifications based on the above information. If you do not want to get push notifications from Canon, you turn off push notifications function in settings of this application.

* Except usage in China, this software uses cookies, the standard reports about "Demographics and Interest", one of the function of Google Analytics, and Mobile Analytics of Leanplum, Inc.. Canon will share some of the above information to the servers of Google Inc. who operates Google Analytics, and/or the servers of Leanplum, Inc. who operates Mobile Analytics and use such information in combination with other information. Such shared information may be used by Leanplum, Inc. after making the same in non-personally identifiable, aggregated statistical form.

The above information may be processed in countries outside of the country where you live, including if you live in the European Economic Area, and such countries may include some where you may have fewer legal rights in respect of personal information than you do under local law. If we transfer the above information outside to a country that provides a lower standard of legal protection for the above information, we will ensure that your privacy rights are adequately protected by appropriate safeguards if the above information is transferred from inside the European Economic Area to outside.

The Google Inc.'s privacy policy is listed below: http://rs.cigsws.net/rd.cgi?FNC=CPIS_PP&CHA=GA&OSV=115.0

* The sent information may be delivered to Canon's affiliated companies.

* The Internet connection fee shall be borne by each customer.

If your Canon product is shared for use, the above information recorded in the shared product will be sent. If you are to agree, please convey this fact to the users who share the product and obtain their agreement as well beforehand.

If you agree to the above, choose [Agree]. Otherwise, choose [Do not agree].

Canon Inc. Canon PRINT Inkjet/SELPHY APP Team
Contact us: information-collect-ij@mail.canon

Do not agree Agree

7. 按“允許”

Tap “Allow”

允許「PRINT」追蹤你在其他公司的 App 和網站上的活動嗎？

Canon 將使用您的資料，以使產品與服務的開發和銷售更好地滿足用戶的需求，並分析廣告效果。

要求 App 不要追蹤

允許

搜尋

Allow “PRINT” to track your activity across other companies' apps and websites?

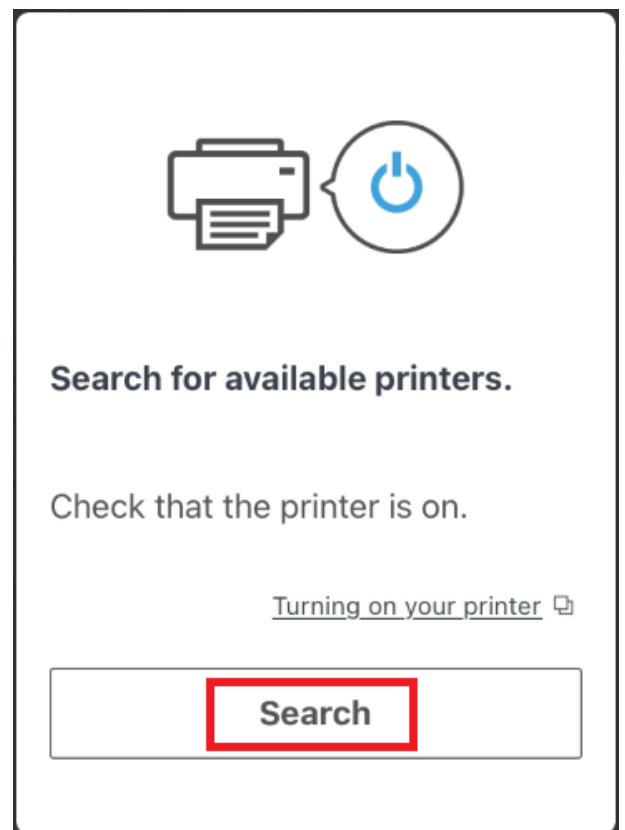
Canon will use your data to develop and market products and services that better meet customer needs, and to analyze advertising effect.

Ask App Not to Track

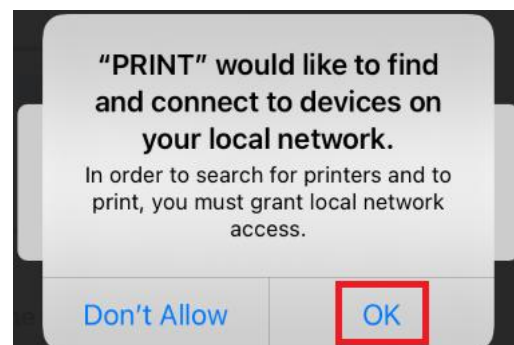
Allow

Search

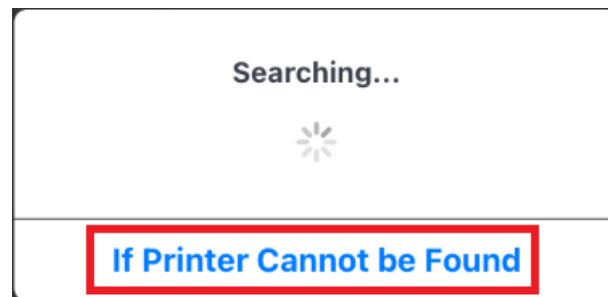
8. 按“搜尋”
Tap “Search”



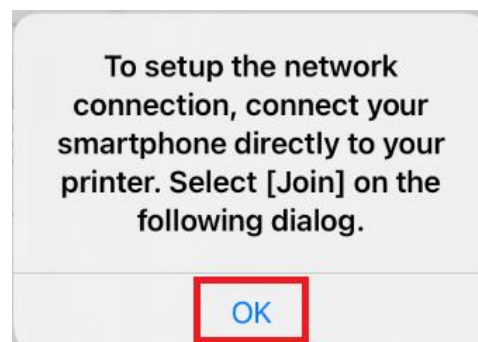
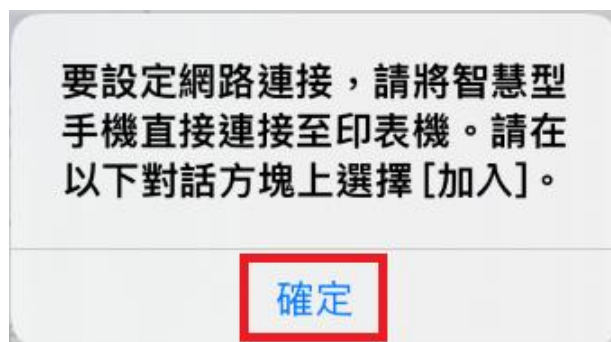
9. 按“好”
Tap “OK”



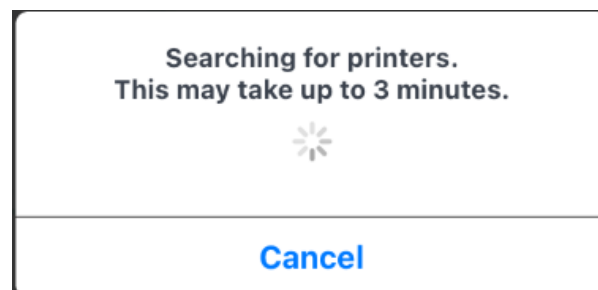
10. 按“如果找不到印表機”
Tap “If Printer Cannot be Found”



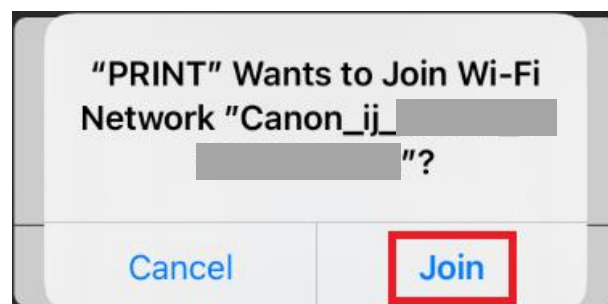
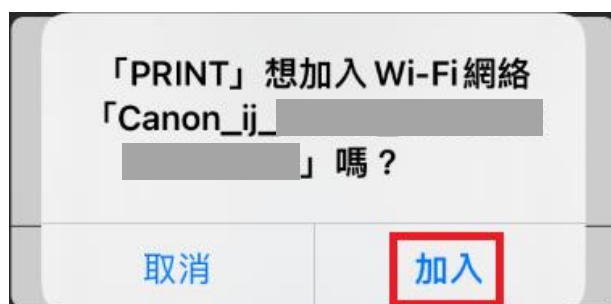
11. 按“確定”
Tap “OK”



12. 請等候
Please wait

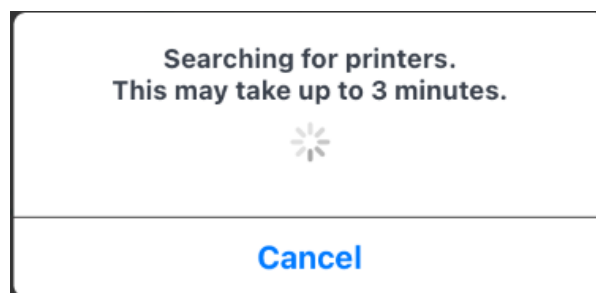


13. 按“加入”
Tap “Join”



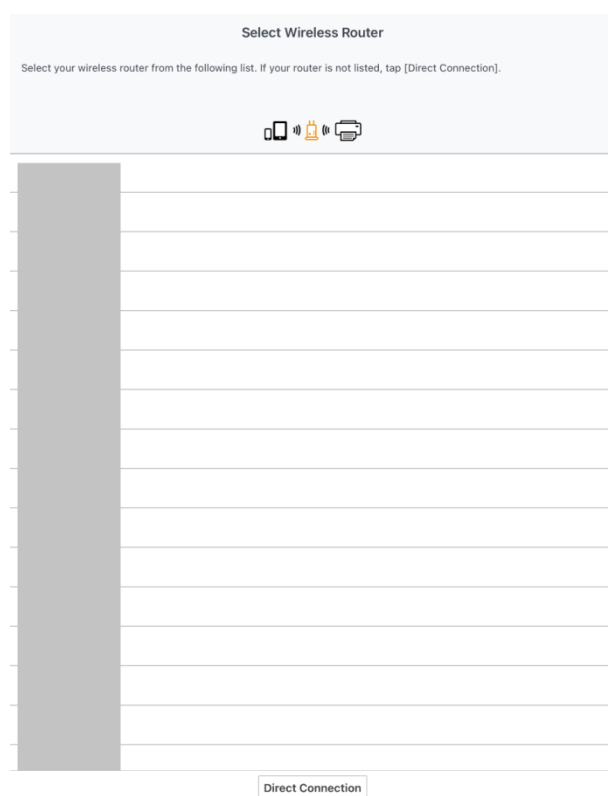
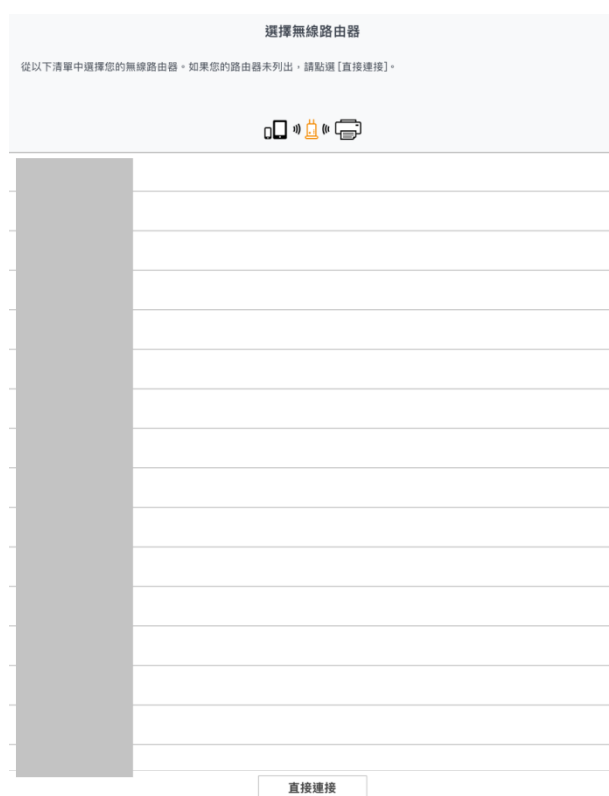
14. 請等候

Please wait



15. 點選要連接印表機的無線路由器 SSID

Tap the SSID of wireless router which you want the printer to connect



16. 輸入無線路由器密碼，然後按“確定”

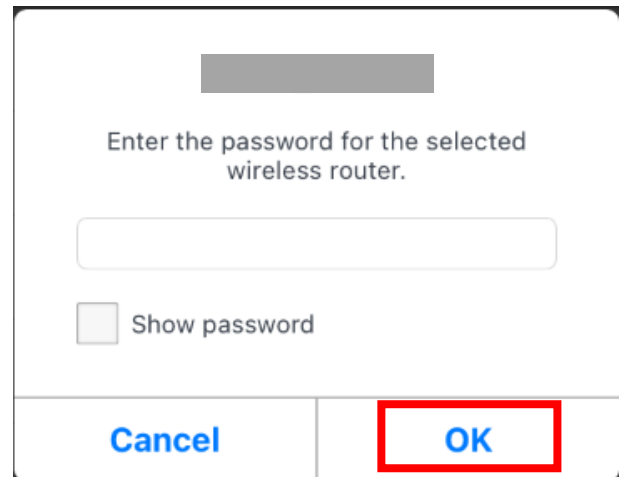
Enter the password for wireless router, then tap “OK”



請輸入所選無線路由器的密碼。

☐ 顯示密碼

取消 確定



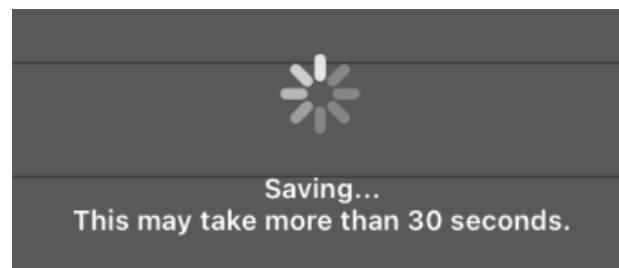
Enter the password for the selected wireless router.

☐ Show password

Cancel OK

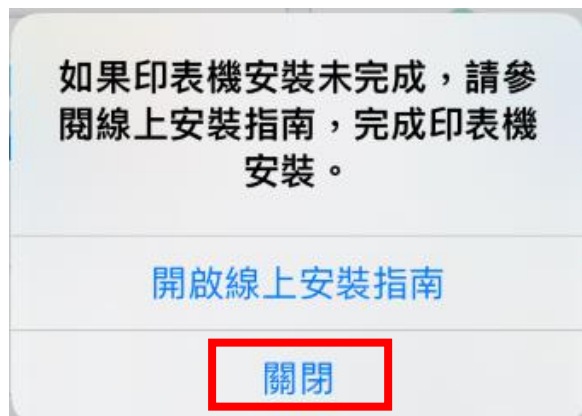
17. 請等候

Please wait



18. 按“關閉”

Tap “Close” to close



19. 按“×”關閉
Tap “×” to close

×

×



現在選擇您喜愛的相片並嘗試列印吧！

Now choose your favorite photo and try it out!



選擇影像

Select images

20. 按“×”關閉
Tap “×” to close

×

×



試試看！

前往 Canon 網站，取得有關最大限度地利用印表機的資訊。您可以在該網站上下載應用程式以及存取服務。

Try it out!

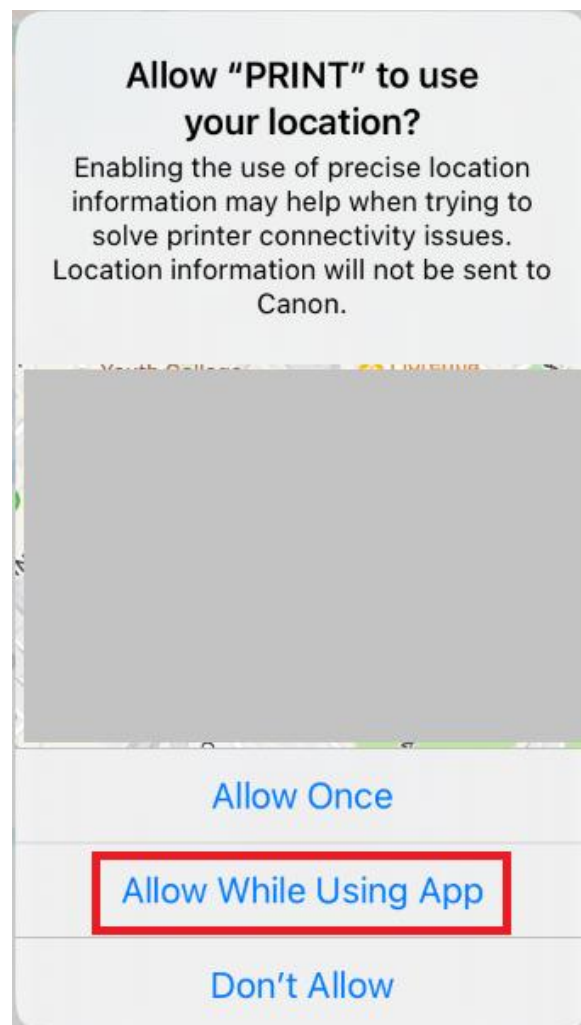
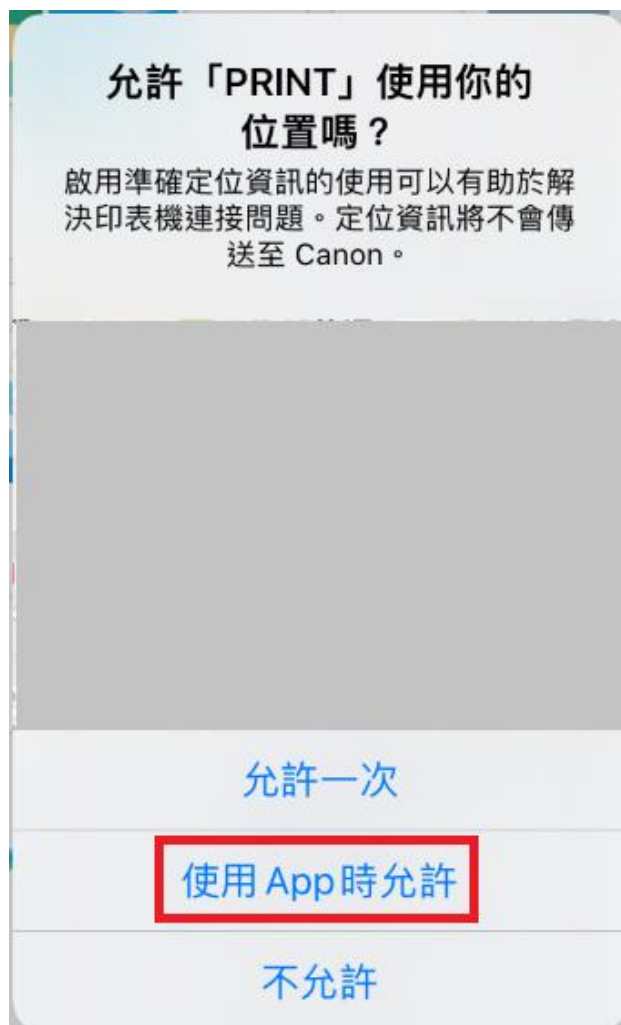
Visit the Canon website for information on getting the most from your printer. From there you can download applications and access services.

繼續

Continue

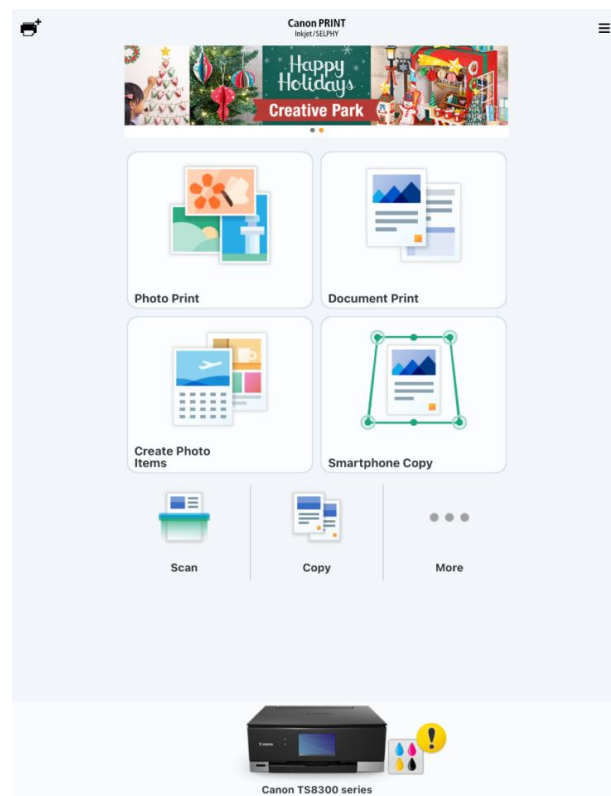
21. 按“使用 App 時允許”

Tap “Allow While Using App”



22. 設定完成

All set



-完-

-End-