

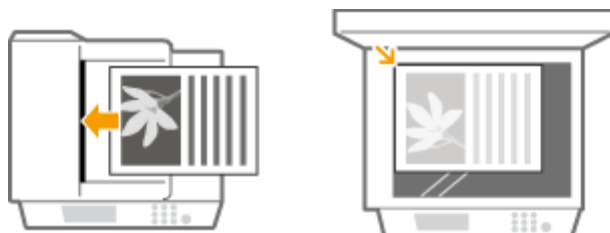




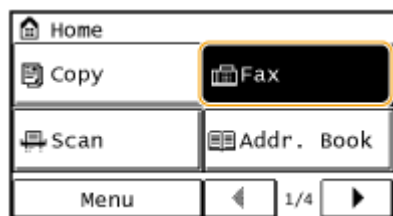
如何傳真至海外設有密碼的傳真號碼 (MF220/MF210系列 及MF6180Dw)
How to fax to overseas fax number with password (MF220/MF210 Series and MF6180Dw)

MF220/MF210系列
MF220/MF210 Series

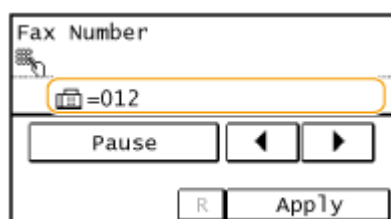
1. 放置文件於自動送稿器上，然後按 <  FAX >
Place documents, and press <  FAX >



2. 按 <  > 後再按一下LCD顯示的 <傳真>
After press <  > and then tap <Fax> on LCD



3. 用數字鍵輸入國家號碼 (有關國家號碼之詳情，請向您的電話公司查詢) (例如：美國=1，中國=86)
Use the numeric keys to enter the international access code (For details about international access codes, please contact your telephone company)
(e.g. USA = 1, China=86)



4. 如需暫停，按LCD上的<暫停>

同時撥打國際接入號碼、國碼和接收者電話號碼時，有些國際撥號可能會受連線距離遠或連線路由複雜的影響。在這些情況下，請在國際接入號碼後插入暫停。本機器撥打號碼時會在號碼中插入暫停的地方暫停。這有助於提高連線品質

*以下顯示的英文字母“p”表示暫停

**預設之暫停時間約為2秒。如需設定暫停之時間，請參閱產品之「電子說明書」

***如需設定連續暫停，再按LCD上的<暫停>

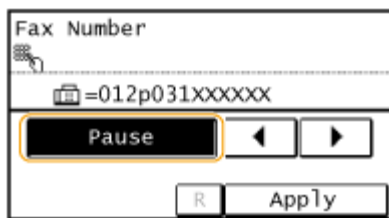
Tap <Pause> on LCD to enter a pause as needed

Some overseas dialing may be affected by the distance or complex routing of connections when dialing the international access code, country code, and the destination's telephone number all at once. In such cases, insert a pause after the international access code. When the machine dials the number, it will pause where the pause was inserted in the number. This helps to improve the connection

* Tap <Pause> on LCD to enter a pause as needed

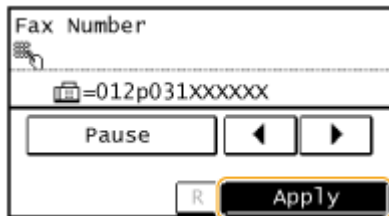
** The default pause is around two seconds. To change the pause time, see the "e-Manual" (HTML manual) supplied with the machine

*** To add consecutive pauses, Tap <Pause> on LCD again



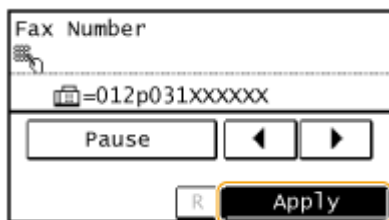
5. 如傳真之號碼需要輸入密碼，於傳真號碼後按LCD上的<暫停>加設暫停，再輸入所需之密碼

Tap <Pause> on LCD to add a pause at the end of the fax number and then enter the password as needed



6. 按<套用>



Tap <Apply>

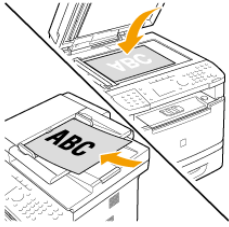


7. 按<[Green Square with Arrow]>開始傳真

Press <[Green Square with Arrow]> to fax

MF6180Dw

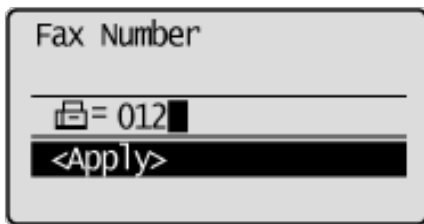
1. 放置文件於自動送稿器上，然後按 <  FAX >
Place documents, and press <  FAX >




2. 按 <  FAX >
Press <  FAX >




3. 用數字鍵輸入國家號碼（有關國家號碼之詳情，請向您的電話公司查詢）（例如：美國 = 1，中國 = 86）
Use the numeric keys to enter the international access code (For details about international access codes, please contact your telephone company)
(e.g. USA = 1, China=86)




4. 如需暫停，按 [] (Redial/Pause)
同時撥打國際接入號碼、國碼和接收者電話號碼時，有些國際撥號可能會受連線距離遠或連線路由複雜的影響。在這些情況下，請在國際接入號碼後插入暫停。本機器撥打號碼時會在號碼中插入暫停的地方暫停。這有助於提高連線品質

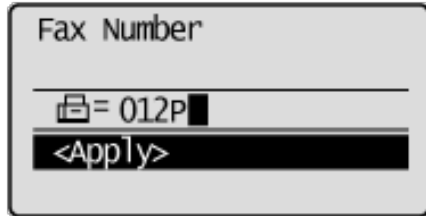
*以下顯示的英文字母“p”表示暫停

**預設之暫停時間約為2秒。如需設定暫停之時間，請參閱產品之「電子說明書」

***如需設定連續暫停，再按 [] (Redial/Pause)

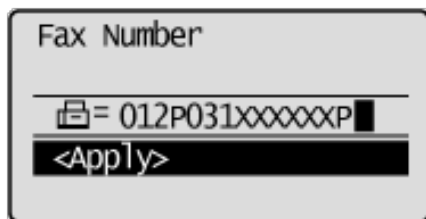
Press [] (Redial/Pause) to enter a pause as needed
Some overseas dialing may be affected by the distance or complex routing of connections when dialing the international access code, country code, and the destination's telephone number all at once. In such cases, insert a pause after the international access code. When the machine dials the number, it will pause where the pause was inserted in the number. This helps to improve the connection

- * Press [●] (Redial/Pause) to enter a pause as needed
- ** The default pause is around **two seconds**. To change the pause time, see the "e-Manual" (HTML manual) supplied with the machine
- *** To add consecutive pauses, press [●] (Redial/Pause) again



5. 如傳真之號碼需要輸入密碼，於傳真號碼後按[●] (Redial/Pause)加設暫停，再輸入所需之密碼，輸入完作後按<應用>

Press [●] (Redial/Pause) to add a pause at the end of the fax number and then enter the password as needed, press <Apply> when finish enter the number



6. 按<ⓧ>開始傳真
Press <ⓧ> to fax

~完~
~END~