



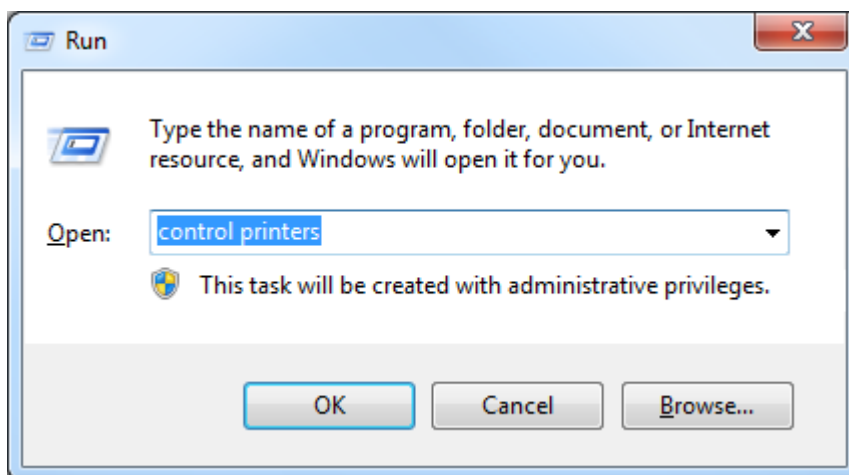
設定Windows 掃描內容中的「事件」(只限USB連線)
Setting “Scan Properties” in Windows (For USB connection only)

如掃描器/多功能打印機使用 USB 連接線連接至電腦，能成功從電腦進行掃描，但卻無法從掃描器/多功能打印機的操作面板進行掃描，則可能與 Windows 掃描內容設定錯誤有關，您可參考以下步驟檢查相關設定：

If you can remote scan from computer but cannot scan from scanner / multi-functional printer after connect an USB cable, this may be due to the setting in “Event” in Scanner Properties. Please refer to the step below to check the setting:

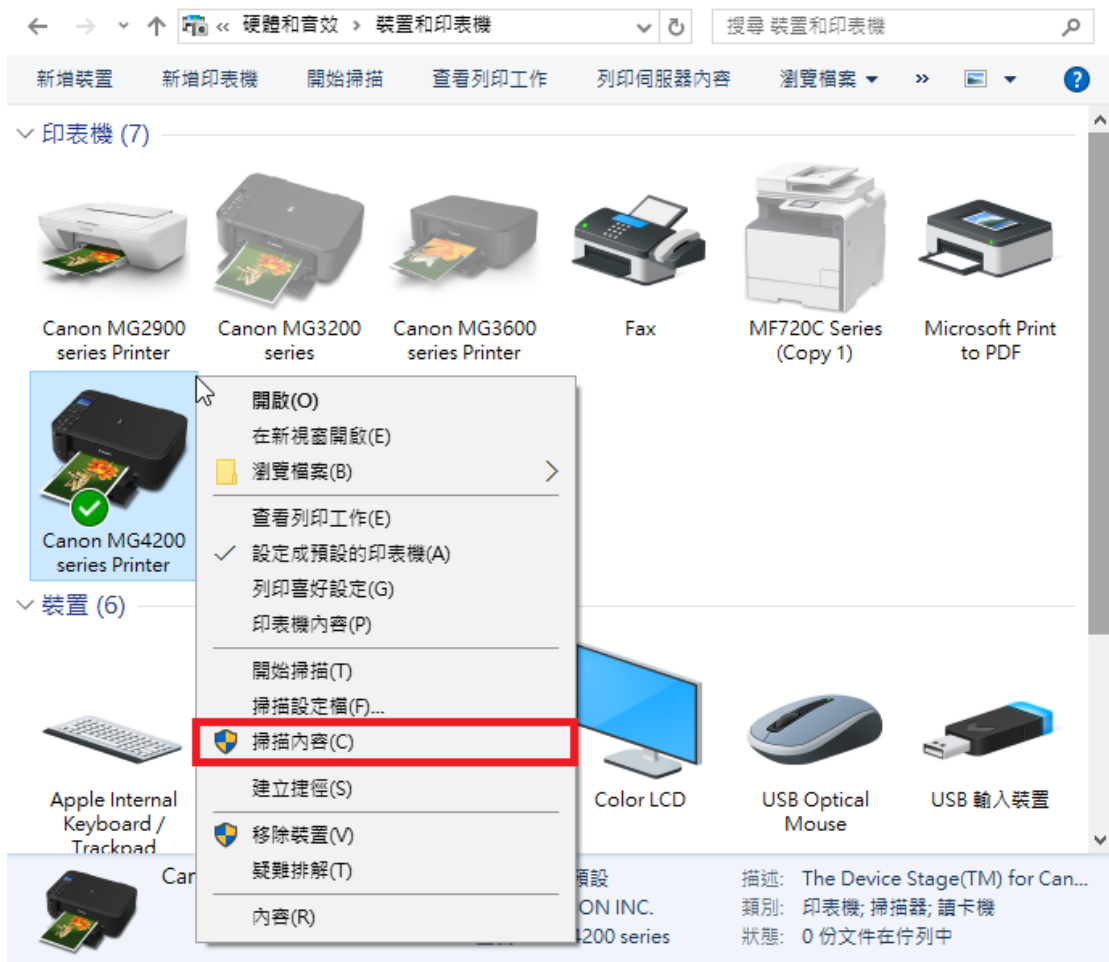
1. 使用鍵盤上的 Windows 標誌鍵  + R 開啟 [執行] 對話方塊。再如下圖所示畫面輸入[control printers]，然後按「確定」。

Open [Run] dialog box by pressing Windows logo key  + R. Follow the picture below to input [control printers], then press “OK”.



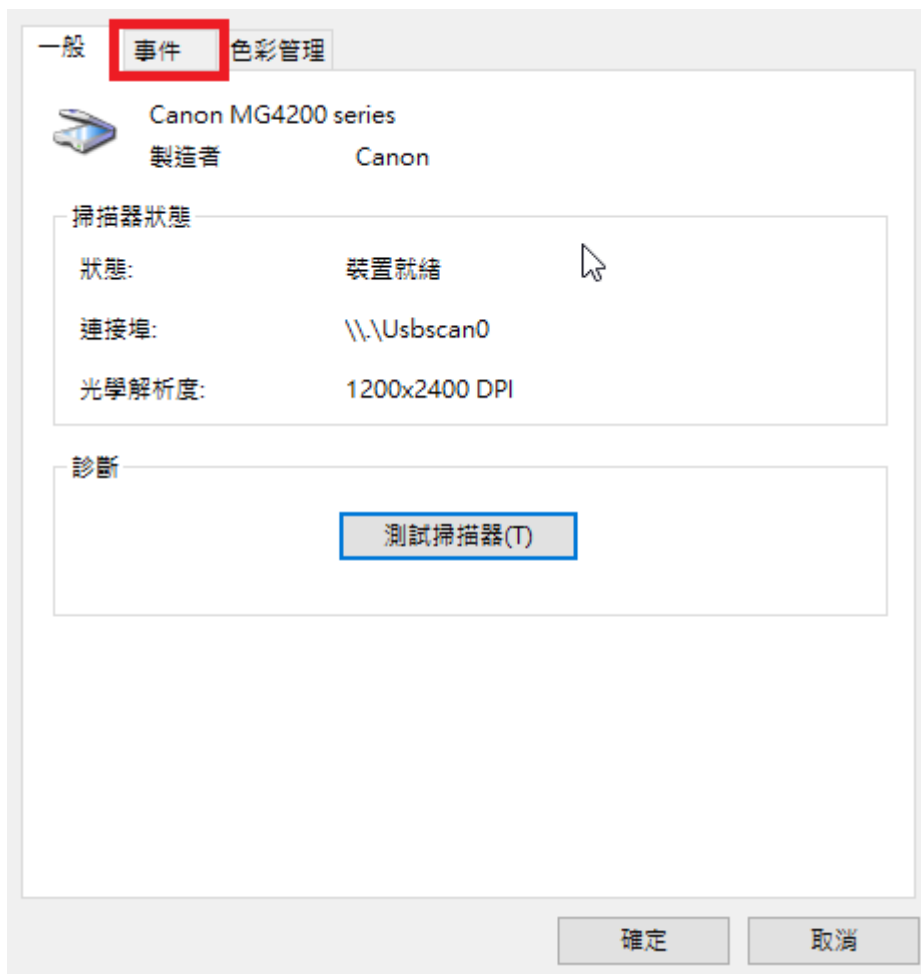
2. 「裝置和印表機 (Windows 10、8、7)」或「印表機和傳真 (Windows Vista、XP)」視窗出現後，請右擊正確的掃描器/多功能打印機，然後選擇「掃描內容」。

On [Device and Printers (for Win 10, 8 or 7)] or [Printers and fax (for Win Vista or XP)] window, right click the correct printer and select "Scan Properties".



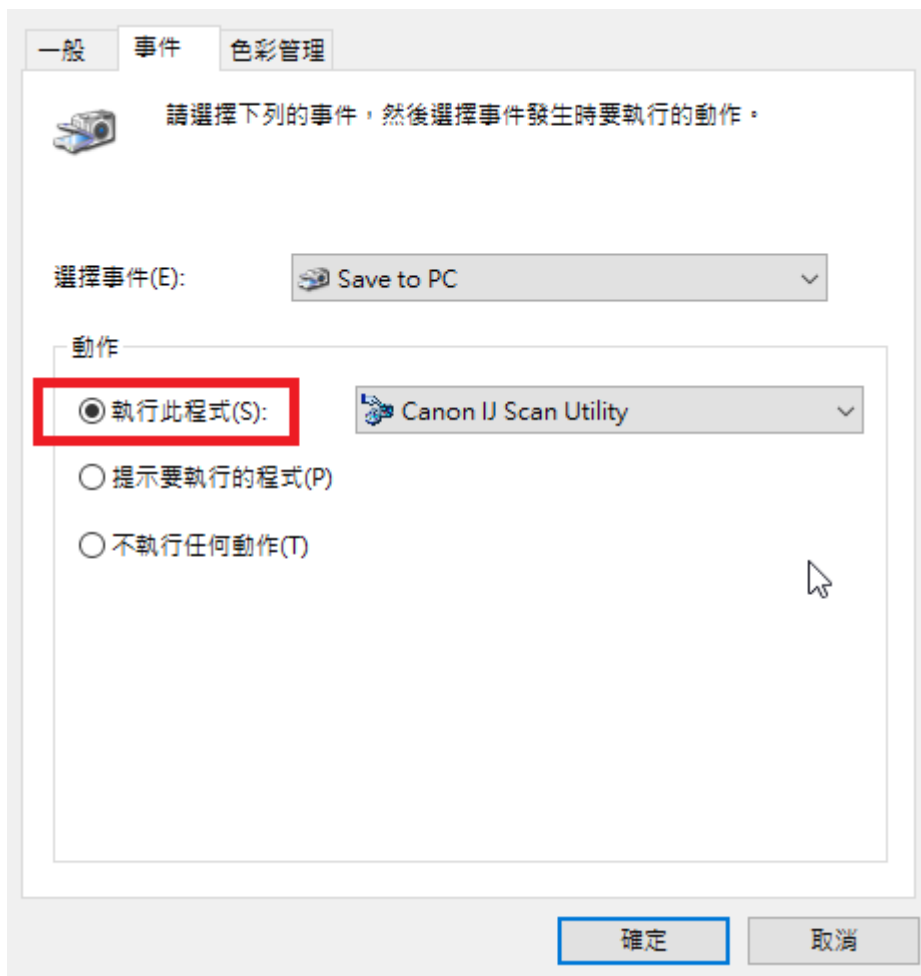
3. 點選「事件」。

Click "Event".



4. 請確認點選了「執行此程式」。

Please select “Start the program”.

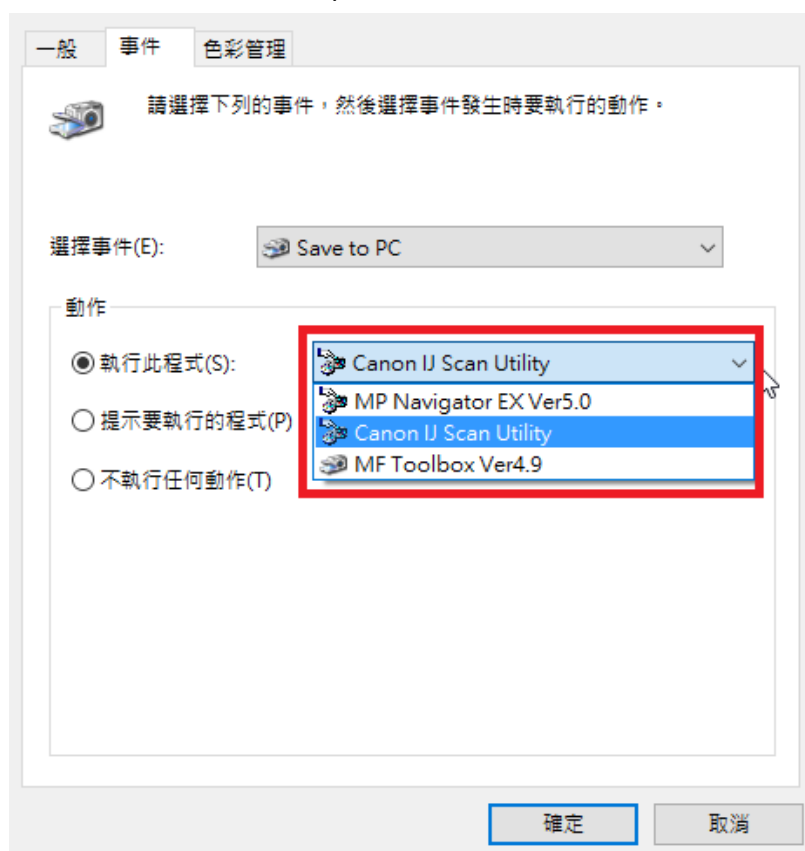


5. 點選了「執行此程式」後，也請確認選擇了正確的應用程式。有關如何選擇應用程式可參考以下說明，或查看產品說明書。

After selected “Start the program”, please check you are using correct software.

You can refer to the list below, or check the user manual for correct software.

- 2012 年中或以後推出的掃描器或多功能噴墨打印機使用[IJ Scan Utility]
All scanner or multi-functional inkjet printer marketed in mid 2012 or later use [IJ Scan Utility]
- 2012 年頭或以前推出的掃描器或多功能噴墨打印機使用 MP Navigator EX / MP Navigator / CanoScan Toolbox
All scanner or multi-functional inkjet printer marketed in mid 2012 or before use [MP Navigator EX / MP Navigator / CanoScan Toolbox]
- 2015 年或以後推出的多功能雷射打印機使用 MF Scan Utility
All multi-functional laser printer marketed in 2015 or later use [MF Scan Utility]
- 2015 年以前推出的多功能雷射打印機使用 MF Toolbox
All multi-functional laser printer marketed before 2015 use [MF Toolbox]



6. 完成設定後點選「確定」離開，現在便可從掃描器/多功能打印機機的操作面板經 USB 連接進行掃描。

Select "OK" when the setting is completed. Now you can scan from scanner / multi-functional printer after connect an USB cable.

-完-

-End-